

Sixth Meeting of the Aerodromes Safety, Planning and Implementation Group



ASPIG/6 (**Muscat**, Oman, **27 - 29 May 2024**)

Aerodromes Safety

VS

State's Oversight Capability

Eng. Mohamed Iheb Hamdi

ICAO Regional Officer, Aerodromes & Ground Aids

Presentation Overview

01

MID Aerodromes Safety
Dashboard

02

Implementation Support for
Aerodromes in Practice
during Last Triennium

03

Emerging concerns

04

Aerodromes Safety vs
State's Oversight Capability

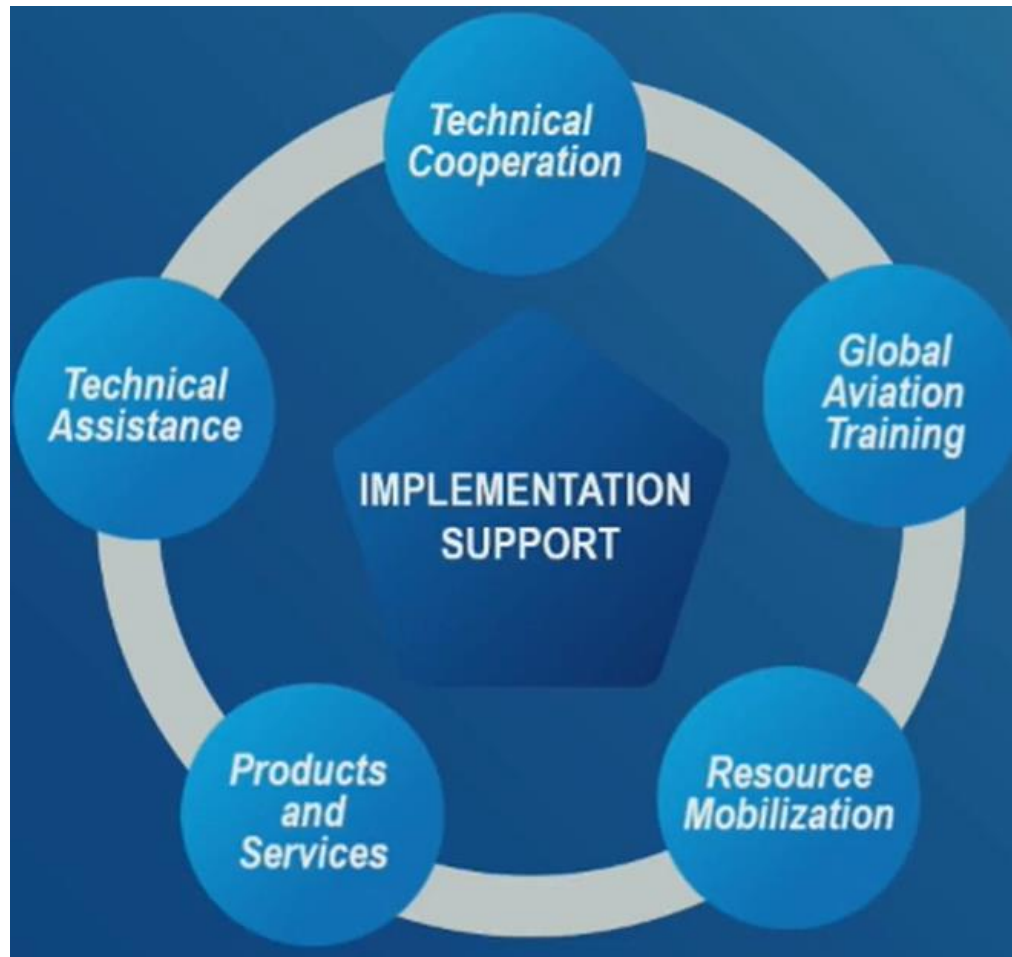
05

AGA
Data Analysis

02

Implementation Support for Aerodromes in Practice

Implementation Support Activities



AGA-OPS Implementation support:

2020-2022 Activities

Technical Cooperation (Coordinated with TCB)

- ✓ On-going discussion with Iraq on potential TCB Project (AGA included)
- ✓ Operational Assistance (OPAS) Experts deployed for Saudi Arabia :
 - Airports and Aerodrome Expert
 - Airport Standards, Certification and Safety Expert

AGA Technical Assistance

- ✓ Technical Assistance Mission to Lebanon (conducted)
- ✓ Technical Assistance Mission to Jordan (conducted)
- ✓ Technical Assistance Mission to Iran (conducted)

Resource Mobilization

- ✓ Implementation of the Aerodrome Certification RM Project:
 - Aerodrome Certification Workshop (conducted)
 - Capacity Building activities on Aerodrome Oversight (one Aerodrome Visit + CB Activity conducted)

Global Aviation Training

- ✓ 1 ACI-ICAO Annex 14 Implementation Course (conducted)
- ✓ 1 ACI-ICAO Aerodrome Certification Course (conducted)
- ✓ 5 ACI-ICAO Global Reporting Training Courses (conducted)

AGA-OPS Capacity Building Activities

- ✓ Airport Master Planning Seminar (conducted)
- ✓ Ground Handling Workshop (conducted)

Product and Services

- ✓ 1 iPack on Aerodrome Restart for Syria (deployed).
- ✓ 1 iPack on Aerodrome Restart for Libya (deployed).

Implementation Support Portfolio

Performance Monitoring

	AD Certification Implementation		AD Local RST Establishment		AD Readiness for GRF Deployment		National GRF Implementation Plan Progress	Aerodrome Traffic Density		
	Certified	Level of Implementation	Established	Level of Implementation	Ready	Level of Deployment		Light	Medium	Heavy
2022 Vs 2021 Performance	34	88.62%	42	72.41%	38	65.52%	64.44%	38	17	3
	0%		+ 3.44%		+ 3.45%					
2020 Vs 2021 Performance	34	58.62%	40	68.97%	36	62.07%	55.11%	38	17	3
	- 8.62%		+ 12.07%		+ 62.07%					
2020 Performance	39	67.24%	33	56.90%	0	0.00%	0.00%	38	17	3

03 Aerodromes emerging concerns ?

- Heliports/Vertiports,
- RPAS/Drones Integration,
 - New OLS,
- Pavement Management
- AD Security vs Safety

04





MID
Aerodromes
Safety Dashboard



BAHRAIN



Aerodromes Safety vs State's Oversight Capability

AD Certification Implementation		AD Local RST Establishment		AD Readiness for GRF Deployment		National GRF Implementation Plan Progress
Certified	Level of Implementation	Established	Level of Implementation	Ready	Level of Deployment	
✓	 100.00%	✓	 100.00%	✓	 100.00%	 100.00%

Current State Effective
Aerodromes Oversight Capability



Regional Average EI in AGA Area



Aerodromes Safety vs State's Oversight Capability

04

MID Aerodromes Safety Dashboard



EGYPT

AD Certification Implementation		AD Local RST Establishment		AD Readiness for GRF Deployment		National GRF Implementation Plan Progress
Certified	Level of Implementation	Established	Level of Implementation	Ready	Level of Deployment	
<ul style="list-style-type: none"> ✓ ✓ ✓ ✓ ✓ ✓ ✓ 	<p>100.00%</p>	<ul style="list-style-type: none"> ✓ ✓ ✓ ✓ ✓ ✓ ✓ 	<p>100.00%</p>	<ul style="list-style-type: none"> ✓ ✓ ✓ ✓ ✓ ✓ ✓ 	<p>100.00%</p>	<p>86.67%</p>

Current State Effective Aerodromes Oversight Capability



Regional Average EI in AGA Area



Aerodromes Safety vs State's Oversight Capability

04

MID Aerodromes Safety Dashboard



IRAN

AD Certification Implementation		AD Local RST Establishment		AD Readiness for GRF Deployment		National GRF Implementation Plan Progress
Certified	Level of Implementation	Established	Level of Implementation	Ready	Level of Deployment	
<ul style="list-style-type: none"> ✓ ✗ ✗ ✗ ✗ ✓ ✗ ✓ ✓ 	<p>44.44%</p>	<ul style="list-style-type: none"> ✓ ✓ ✓ ✓ ✓ ✓ ✓ ✓ ✓ 	<p>100.00%</p>	<ul style="list-style-type: none"> ✗ ✓ ✓ ✓ ✓ ✓ ✓ ✓ ✓ ✗ 	<p>77.78%</p>	<p>80.00%</p>

Current State Effective Aerodromes Oversight Capability



Regional Average EI in AGA Area



Aerodromes Safety vs State's Oversight Capability

04

MID Aerodromes Safety Dashboard



IRAQ

AD Certification Implementation		AD Local RST Establishment		AD Readiness for GRF Deployment		National GRF Implementation Plan Progress
Certified	Level of Implementation	Established	Level of Implementation	Ready	Level of Deployment	
✘	0.00%	✘	0.00%	✘	0.00%	13.33%
✘						
✘						
✘						
✘						
✘						

Current State Effective Aerodromes Oversight Capability

“DBA - 2020 “

22.14%

Regional Average EI in AGA Area

71.26%




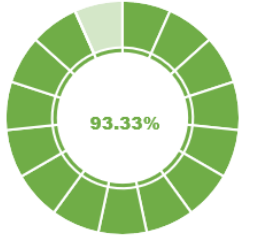
Aerodromes Safety vs State's Oversight Capability

04

MID Aerodromes Safety Dashboard



JORDAN

AD Certification Implementation		AD Local RST Establishment		AD Readiness for GRF Deployment		National GRF Implementation Plan Progress
Certified	Level of Implementation	Established	Level of Implementation	Ready	Level of Deployment	
✓	 100.00%	✓	 100.00%	✓	 100.00%	 93.33%
✓		✓		✓		

Current State Effective Aerodromes Oversight Capability



Regional Average EI in AGA Area







Aerodromes Safety vs State's Oversight Capability

04

MID Aerodromes Safety Dashboard



KUWAIT

AD Certification Implementation		AD Local RST Establishment		AD Readiness for GRF Deployment		National GRF Implementation Plan Progress
Certified	Level of Implementation	Established	Level of Implementation	Ready	Level of Deployment	
✓	 100.00%	✓	 100.00%	✓	 100.00%	 100.00%

Current State Effective Aerodromes Oversight Capability



Regional Average EI in AGA Area



Aerodromes Safety vs State's Oversight Capability

04

MID Aerodromes Safety Dashboard



LEBANON

AD Certification Implementation		AD Local RST Establishment		AD Readiness for GRF Deployment		National GRF Implementation Plan Progress
Certified	Level of Implementation	Established	Level of Implementation	Ready	Level of Deployment	
✘	 0.00%	✘	 0.00%	✘	 0.00%	 0.00%

Current State Effective Aerodromes Oversight Capability



Regional Average EI in AGA Area



Aerodromes Safety vs State's Oversight Capability

02

MID Aerodromes Safety Dashboard




LIBYA

AD Certification Implementation		AD Local RST Establishment		AD Readiness for GRF Deployment		National GRF Implementation Plan Progress
Certified	Level of Implementation	Established	Level of Implementation	Ready	Level of Deployment	
✘	0.00%	✘	0.00%	✘	0.00%	0.00%
✘		✘		✘		
✘		✘		✘		

Current State Effective Aerodromes Oversight Capability

“ DBA - 2020 “

19.67%



Regional Average EI in AGA Area

71.26%







Aerodromes Safety vs State's Oversight Capability

04

MID Aerodromes Safety Dashboard



OMAN

AD Certification Implementation		AD Local RST Establishment		AD Readiness for GRF Deployment		National GRF Implementation Plan Progress
Certified	Level of Implementation	Established	Level of Implementation	Ready	Level of Deployment	
✓		✓		✓		
✓		✓		✓		

Current State Effective Aerodromes Oversight Capability



Regional Average EI in AGA Area







Aerodromes Safety vs State's Oversight Capability

04

MID Aerodromes Safety Dashboard



QATAR

AD Certification Implementation		AD Local RST Establishment		AD Readiness for GRF Deployment		National GRF Implementation Plan Progress
Certified	Level of Implementation	Established	Level of Implementation	Ready	Level of Deployment	
✓		✓		✓		
✓		✓		✓		

Current State Effective Aerodromes Oversight Capability



Regional Average EI in AGA Area






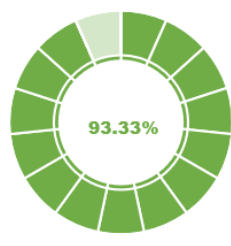
Aerodromes Safety vs State's Oversight Capability

02

MID Aerodromes Safety Dashboard



SAUDI ARABIA

AD Certification Implementation		AD Local RST Establishment		AD Readiness for GRF Deployment		National GRF Implementation Plan Progress
Certified	Level of Implementation	Established	Level of Implementation	Ready	Level of Deployment	
✓		✓		✓		
✓		✓		✓		
✓		✓		✓		
✓		✓		✓		

Current State Effective Aerodromes Oversight Capability



Regional Average EI in AGA Area



Aerodromes Safety vs State's Oversight Capability

04

MID Aerodromes Safety Dashboard



SUDAN

AD Certification Implementation		AD Local RST Establishment		AD Readiness for GRF Deployment		National GRF Implementation Plan Progress
Certified	Level of Implementation	Established	Level of Implementation	Ready	Level of Deployment	
✓	75.00%	✓	100.00%	✓	100.00%	80.00%
✓		✓		✓		
✗		✓		✓		
✓		✓		✓		

Current State Effective Aerodromes Oversight Capability

“ OSVA – 2014 “

64.60%

Regional Average EI in AGA Area

71.26%

Aerodromes Safety vs State's Oversight Capability

04

MID Aerodromes Safety Dashboard



SYRIA

AD Certification Implementation		AD Local RST Establishment		AD Readiness for GRF Deployment		National GRF Implementation Plan Progress
Certified	Level of Implementation	Established	Level of Implementation	Ready	Level of Deployment	
✗	0.00%	✓	66.67%	✗	0.00%	20.00%
✗		✓		✗		
✗		✗		✗		

Current State Effective Aerodromes Oversight Capability

“CMA A - 2008”

60.91%

Regional Average EI in AGA Area

71.26%





Aerodromes Safety vs State's Oversight Capability

04

MID Aerodromes Safety Dashboard



UAE

AD Certification Implementation		AD Local RST Establishment		AD Readiness for GRF Deployment		National GRF Implementation Plan Progress
Certified	Level of Implementation	Established	Level of Implementation	Ready	Level of Deployment	
✓		✓		✓		
✓						
✓						
✓						
✓						
✓						
✓						
✓						
✓						

Current State Effective Aerodromes Oversight Capability

“ IVA – 2015 “

98.26%

Regional Average EI in AGA Area

71.26%

Aerodromes Safety vs State's Oversight Capability

04

MID Aerodromes Safety Dashboard



YEMEN

AD Certification Implementation		AD Local RST Establishment		AD Readiness for GRF Deployment		National GRF Implementation Plan Progress
Certified	Level of Implementation	Established	Level of Implementation	Ready	Level of Deployment	
✘	0.00%	✘	0.00%	✘	0.00%	0.00%
✘						
✘						
✘						
✘						

Current State Effective Aerodromes Oversight Capability

“ NO USOAP Activity conducted “

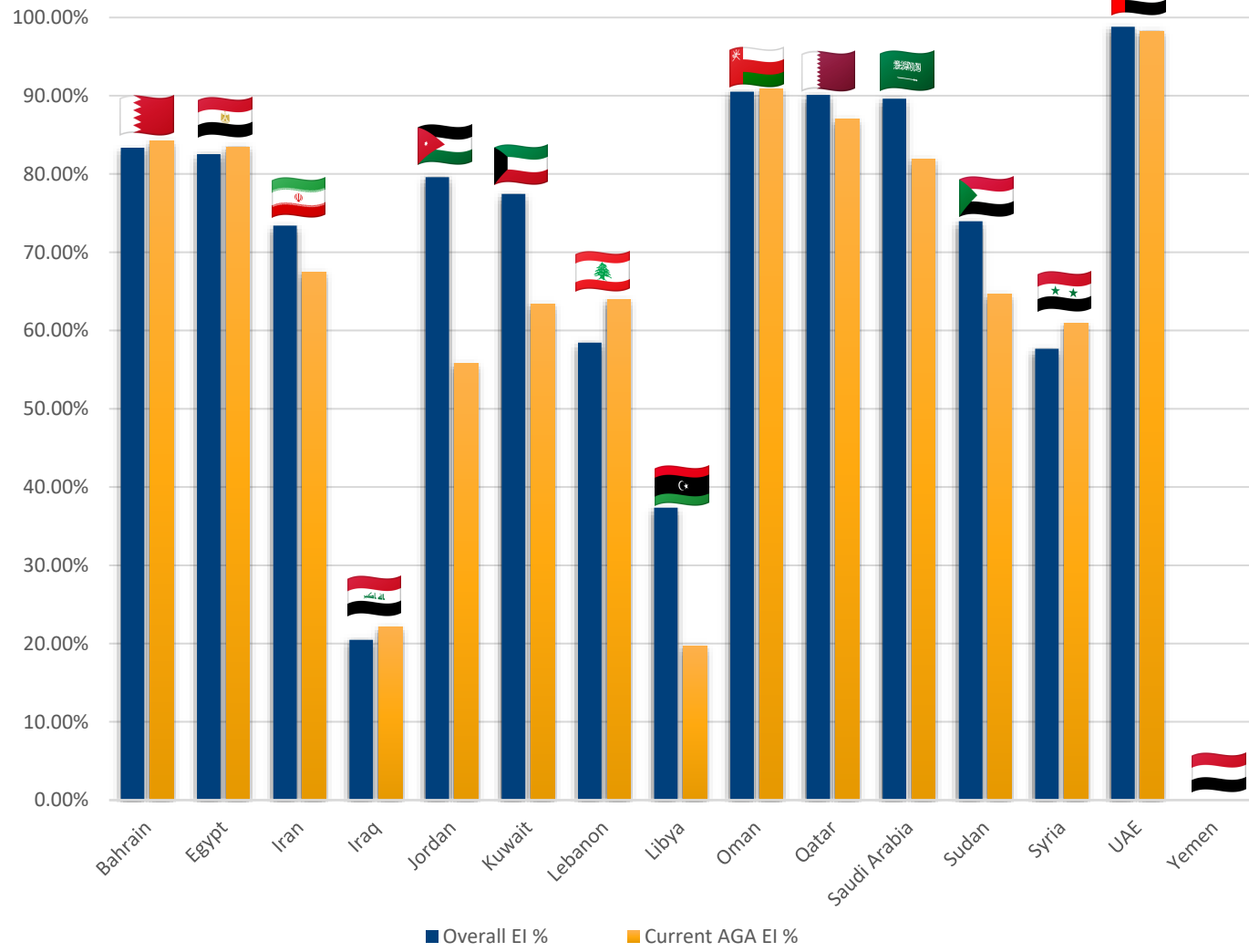
Regional Average EI in AGA Area

71.26%

05
AGA
DATA
ANALYSIS

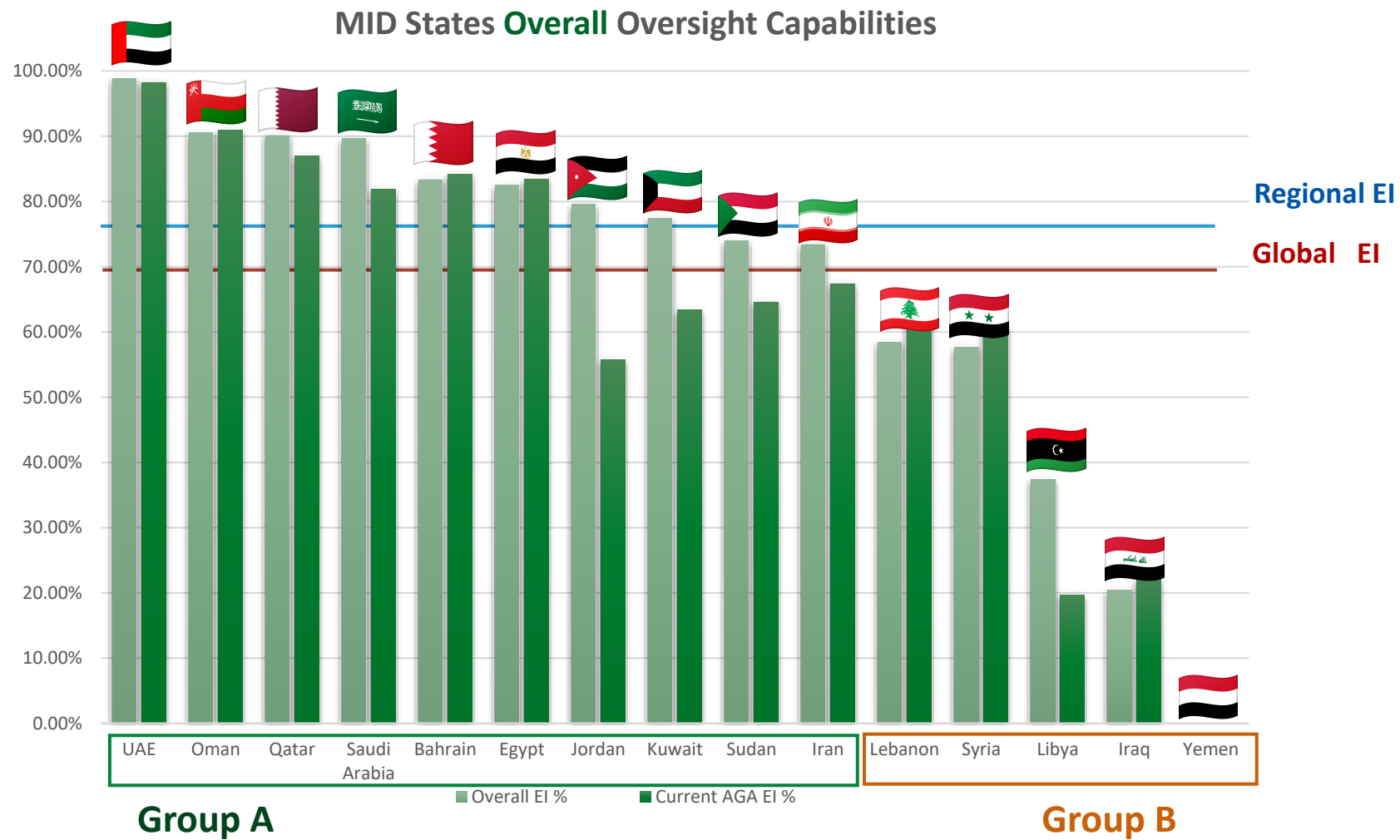


Overall EI % vs AGA IE %



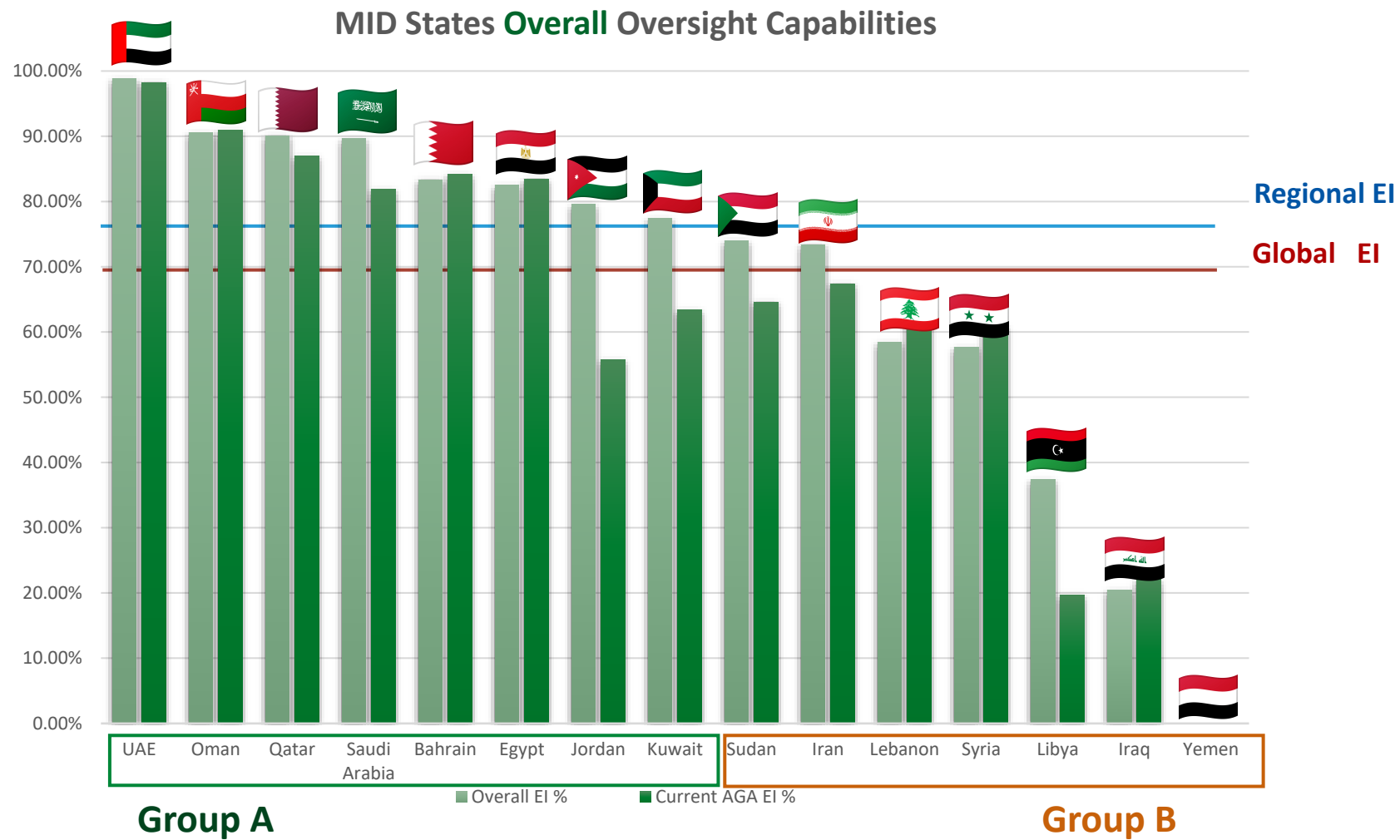
05
AGA
DATA
ANALYSIS

MID States Overall
Oversight
Capabilities



Group A > "Global EI" > Group B

05
AGA
DATA
ANALYSIS
MID States Overall
Oversight
Capabilities



Group A > "Regional EI" > Group B

05

AGA DATA ANALYSIS

Congratulations to
the TOP 3



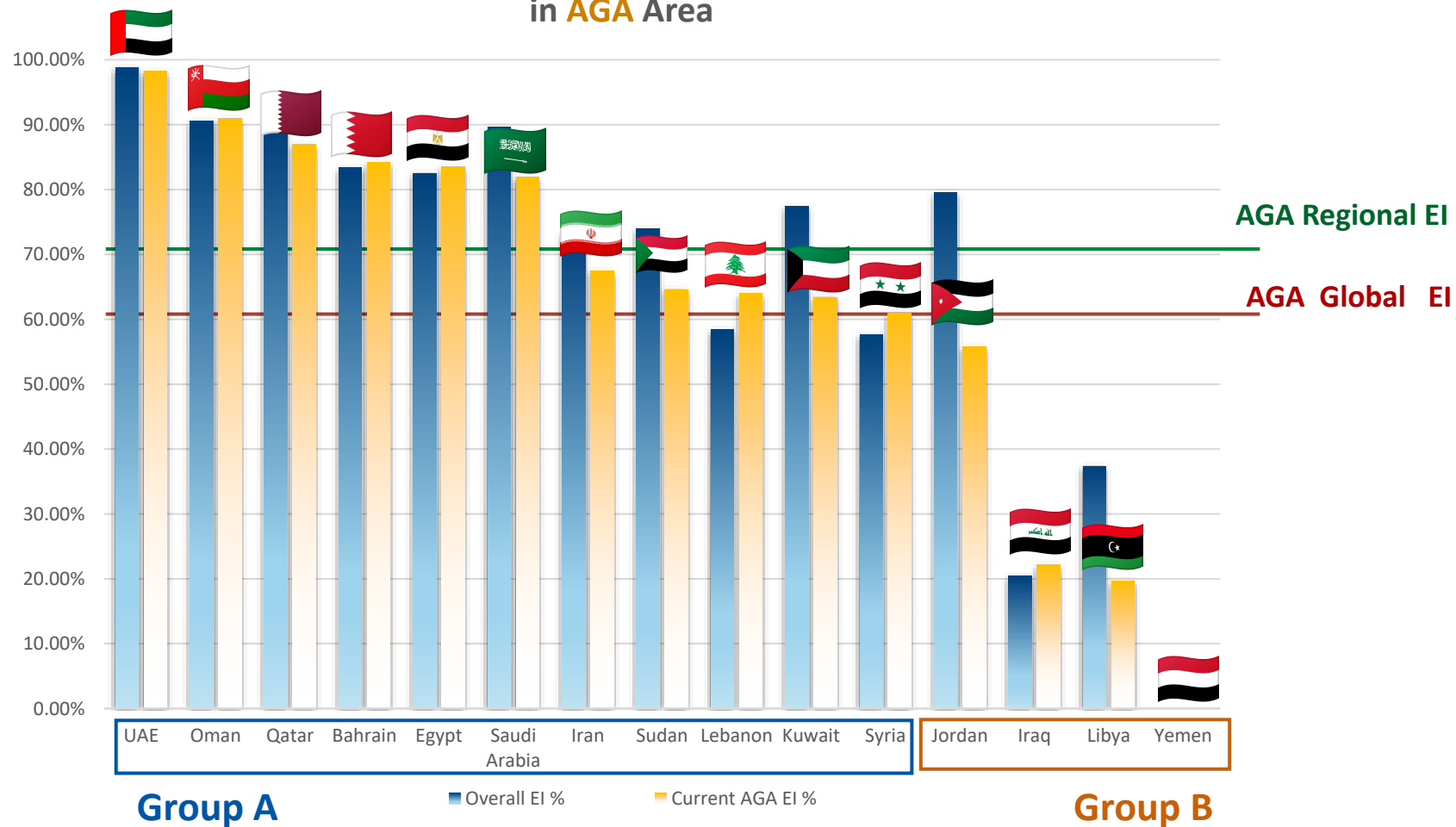
MID States
Overall Oversight Capabilities

05
AGA
DATA
ANALYSIS

MID States
Oversight
Capabilities
in AGA Area



MID States Oversight Capabilities
in AGA Area



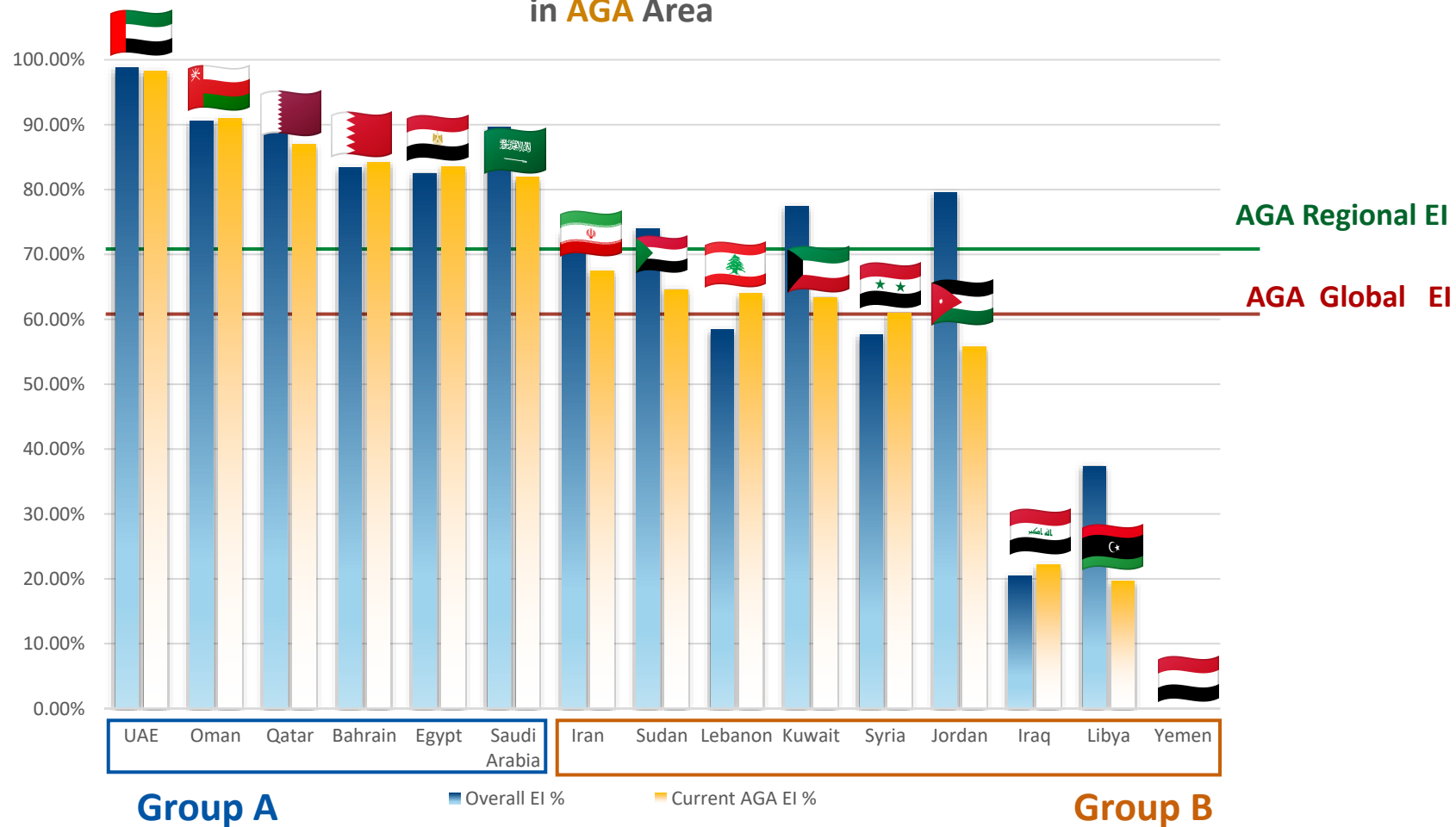
Group A > "AGA Global EI" > Group B

05
AGA
DATA
ANALYSIS

MID States
Oversight
Capabilities
in AGA Area



MID States Oversight Capabilities
in AGA Area



Group A > "AGA Regional EI" > Group B

05

AGA DATA ANALYSIS

Congratulations to
the TOP 3



MID States Oversight Capabilities in AGA Area



Thank You!