



OACI

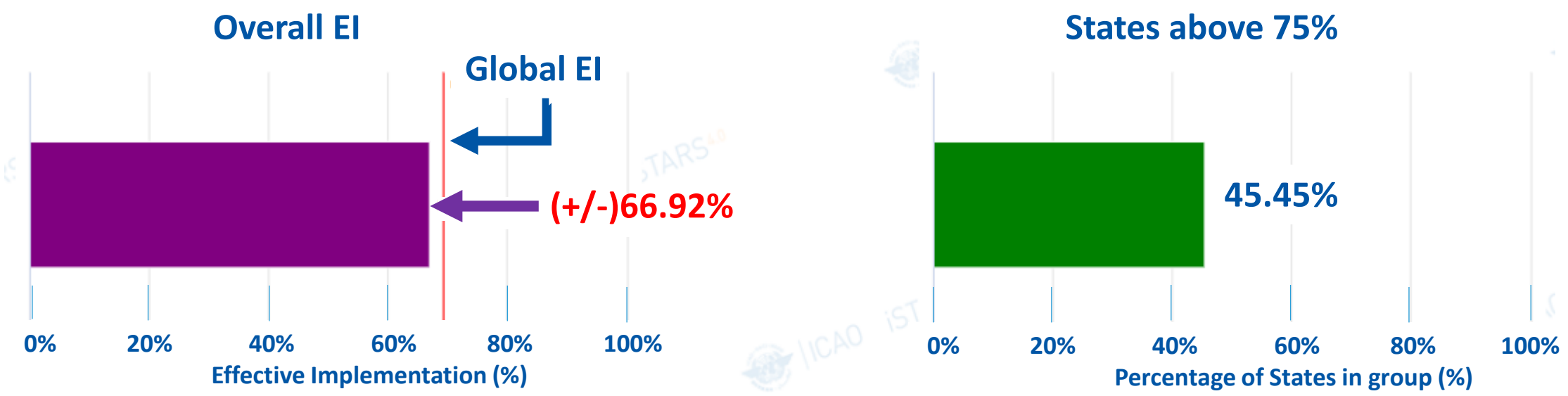
ORGANIZACIÓN DE AVIACIÓN CIVIL INTERNACIONAL

ORGANISMO ESPECIALIZADO DE LA ONU

Approximate percentages for the last quarter of 2024



Update on the EI percentage in the NAM/CAR Regions



Trends for NACC

Years since last full Audit

Self-assessment percentage

60% of the States of the Region with more than 75% of the self-assessment completed

43.4% of the States with more than 10 years since the last full Audit

State	last full audit	last ICVM	number of years since last USOAP	actual score	Self assessment	
					updated	%
Antigua y Barbuda	2019	2023	5	48.70%	2023	40
Aruba	2008		16	57.80%	2024	34
Bahamas	2017	2021	7	61.40%	2024	96
Barbados	2009	2013	15	51.60%	2024	13
Belize	2023	2014	1	47.70%	2024	79
Canada	2023		1	65.10%	2024	100
Costa Rica	2006	2017	18	88.20%	2024	98
Cuba	2008	2019	16	92.70%	2024	77
Curacao	2019	none	5	43.10%	2024	87
Dominica						
Republica Dominicana	2009	none	15	90.50%	2023	96
El Salvador	2006	2015	17	87.60%	2024	100
Guatemala	2015	2018	9	85.70%	2024	79
Grenada	2019	2023	5	48.70%	2023	40
Haiti	2012		12	5.00%	2024	50
Honduras	2017	2019	7	88.80%	2023	98
Jamaica	2007	2016	17	81.50%	2024	29
Mexico	2024	2012	0	52.20%	2024	100
Nicaragua	2008		16	93.60%	2024	100
St. Kitts and Nevis	2019	2023	5	48.70%	2023	40
St. Lucia	2019	2023	5	48.70%	2023	40
St. Vincent and Granadines	2019	2023	5	48.70%	2023	40
Trinidad and Tobago	2007	2017	16	80.20%	2023	94
United States	2024		0	90.90%	2024	100

NACC Regional Not Satisfactory (approximate) PQs by Audit Area and Critical Element (CE)

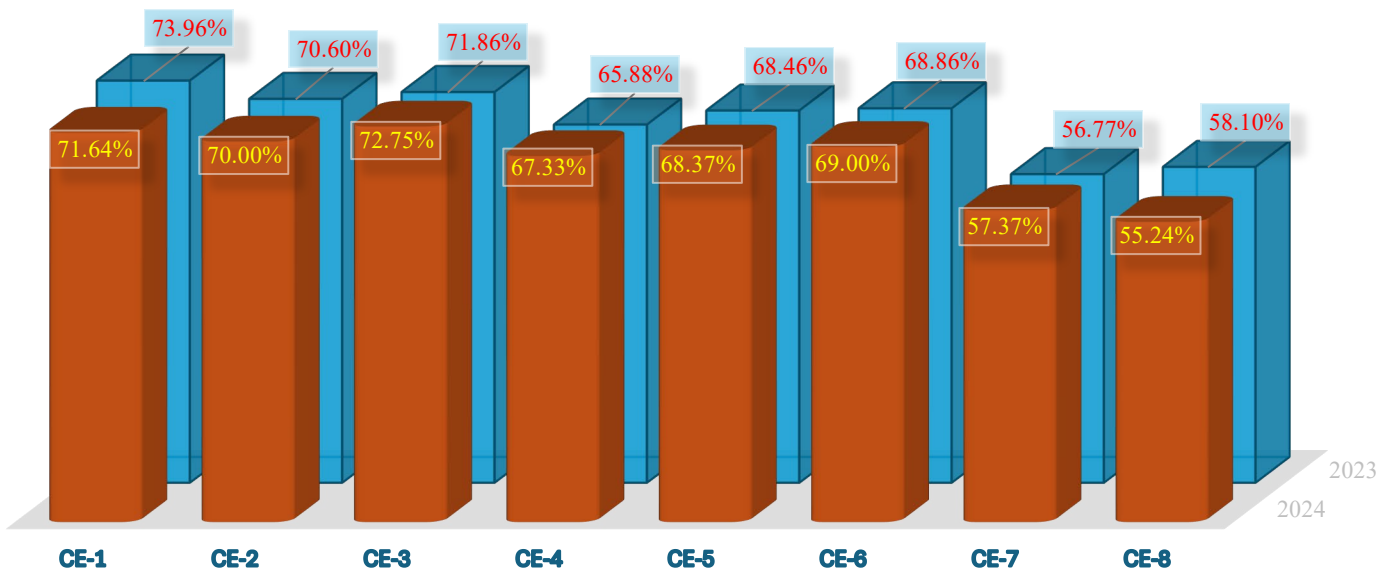
	LEG	ORG	PEL	OPS	AIR	AIG	ANS	AGA
CE-1	51			7		76	23	14
CE-2	37		44	71	78	91	56	139
CE-3		46	30	36	17	93	67	41
CE-4		3	40	27	23	40	93	55
CE-5	14	6	29	74	54	401	3	108
CE-6			127	311	78		155	410
CE-7			57	83	32		399	271
CE-8			54	36	32	100	56	89

EI PERCENTAGE BY CRITICAL ELEMENT

The percentages have not been updated with the results of the latest USOAP activities

ICAO NACC EI COMPARISON 2023/2024

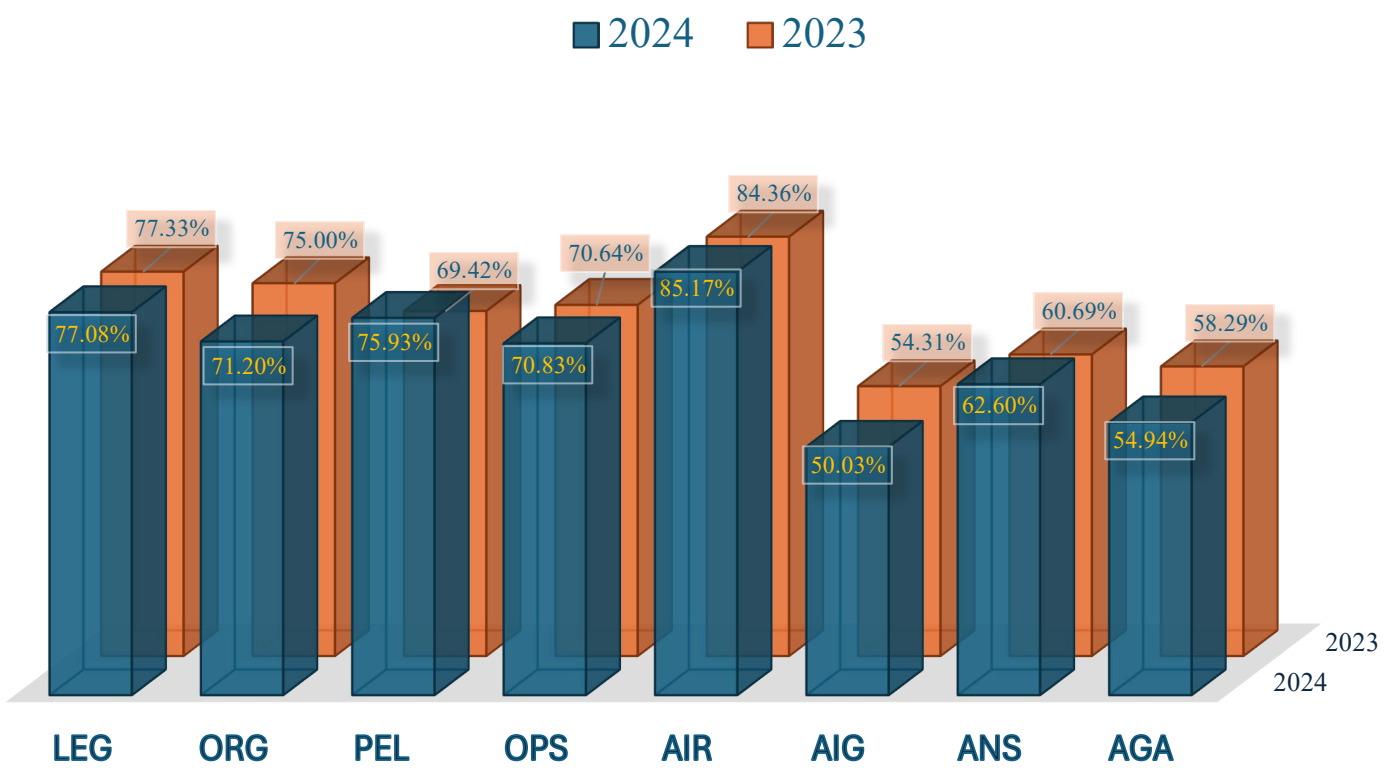
■ 2024 ■ 2023



EI PERCENTAGE BY AREA

The percentages have not been updated with the results of the latest USOAP activities

COMPARISON BY AREA 2023/2024





—
Gracias!